

4

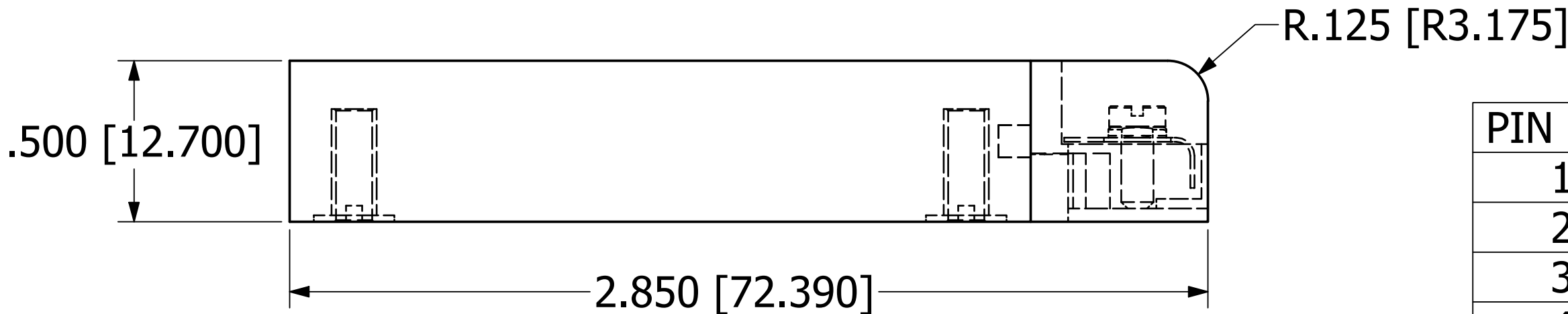
3

2

1

NOTES

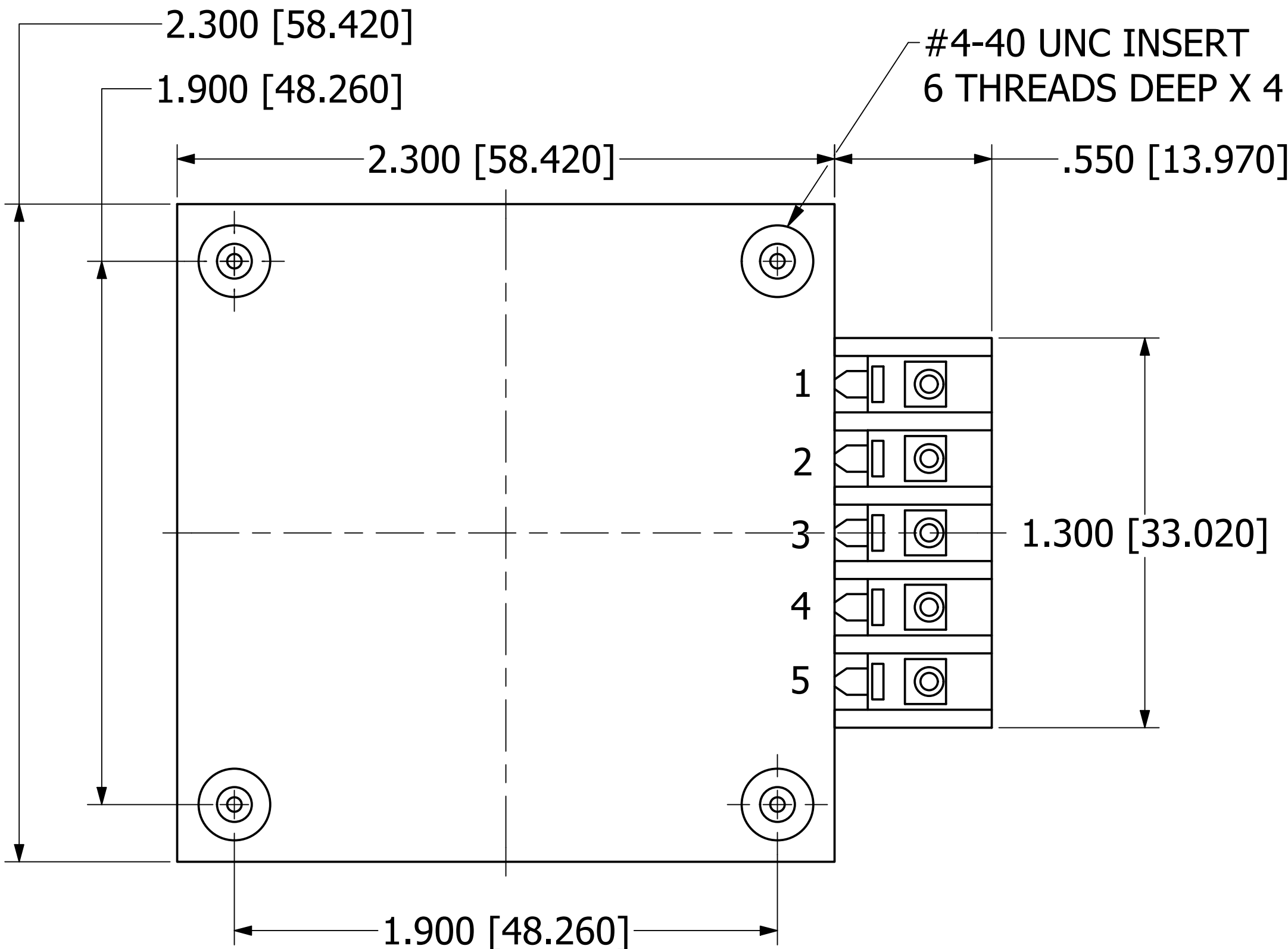
- a. ALL DIMENSIONS ARE IN INCHES, [ ] = MM
- b. THE RECOMMENDED TORQUE FOR MOUNTING SCREWS IS 3-5 IN-LBS




PIN NO.	SINGLE
1	AC IN
2	AC IN
3	NC
4	-OUT
5	+OUT



# 3-48 SCREW  
ON .250" CENTERS X 5



BOTTOM VIEW



PROPRIETARY AND CONFIDENTIAL

THE INFORMATION CONTAINED IN THIS DRAWING IS THE SOLE PROPERTY OF PICO ELECTRONICS INC. ANY REPRODUCTION IN PART OR AS A WHOLE WITHOUT THE WRITTEN PERMISSION OF PICO ELECTRONICS INC. IS PROHIBITED

DRAWN	P.PALUCH	<div><div>PICO</div><div>Electronics</div></div> <div>143 Sparks Ave Village of Pelham, NY 10803</div>			
CHECKED	H. VIDAURRE				
QA		SERIES TSWB - SINGLE			
MFG					
APPROVED					
REVISION DATE	06/06/2023	SIZE C		DWG NO	REV 1
		SCALE	NTS	www.picoelectronics.com	